

Market Commentary

Overnight global action was positive: On 23rd July 2025, U.S. markets were positive with S&P 500 closing up by +49 pts (+0.78%), Dow Jones was up by +508 pts (+1.14%) and Nasdaq was up by +98 pts (+0.43%). India VIX was down by ~2.46%. GIFT Nifty is trading positive at ~25,292 (+44 pts, +0.17%) indicating Indian markets will open positive.

Yesterday, advance decline ratio on NSE was 1,497 : 1,460 and BSE was 1,933 : 2,097, which showed strength in the overall markets.

Index Options Data Analysis:

Sensex max call OI and max put OI both are at 82,500 with PCR of 1.17

Nifty max call OI and max put OI both are at 25,200 with PCR of 1.08

Bank Nifty max call OI and max put OI both are at 57,000 with PCR of 0.95

Securities in Ban for F&O Trade for 24-JUL-2025:

BANDHANBNK, IEX, RBLBANK

Sectors in Focus:

Auto : Nifty auto was up by 0.85% with **Tata Motors (+2.6%)**, **Motherson (+1.71%)** and **Bharat Forge (+1.39%)** among the top gainers.

Financial Services : Nifty fin services index was up by 0.84%, **Shriram Finance (+2.16%)**, **REC Ltd (+1.86%)** and **Bajaj Finance (+1.62%)** were leading the index.

Healthcare: Nifty Healthcare was up by 0.84% with **Max Health (+3.05%)**, **Fortis (+2.83%)** and **Biocon (+2.53%)** contributing positively to the index.

Metal : Hindustan Copper (+1.45%), NMDC (+1.22%) and Jindal Steel (+1.20%) supported the Nifty metal index by 0.48%

Media : Nifty media was down by 0.94%, top losers were **Tips Music (-1.35%)**, **Saregama (-1.67%)** and **Zee Limited (-3.95%)**.

Realty : Nifty realty index was down by 2.6% with **Prestige (-2.77%)**, **Brigade Enterprises Ltd (-3.39%)** and **Lodha (-7.65%)** among the laggards.

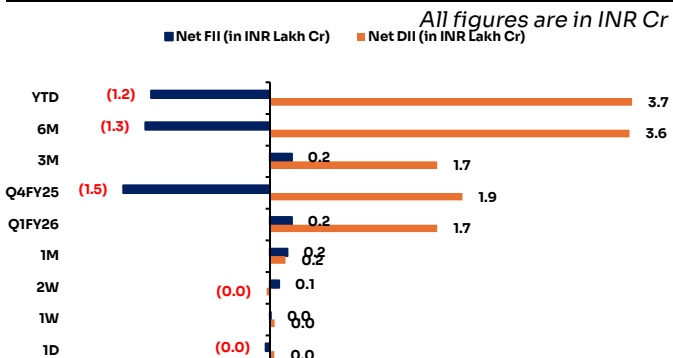
Now listen to the daily market update



Play Now

Fund Flow Activity (23rd July 2025)

	Buy	Sell	Net
DII	15,146	10,788	4,359
FII/FPI	14,475	18,684	(4,209)



Indian Indices

	CMP	1D (%)	YTD (%)	P/E x
Gift Nifty	25,293	0.2	6.4	22.9
BSE Sensex 30	82,727	0.7	5.9	21.6
Nifty 50	25,220	0.6	6.7	22.9
India VIX	10	(2.5)	(27.4)	NA
Nifty Bank	57,210	0.8	12.5	16.8
Nifty Next 50	68,363	0.2	0.6	68.4
Nifty 500	23,428	0.5	4.7	22.0
NIFTY Mid 100	59,307	0.3	3.7	30.5
Nifty Small 250	17,853	0.1	0.6	30.1
USD/INR	86.4	0.0	1.0	
Dollar Index	96.9	(0.2)	(10.5)	
WTI Crude (\$/bbl)	65.5	0.1	(8.1)	
Gold (\$)	3,396	(0.1)	28.6	
India 10Y	6.31%	0.1	(6.6)	
India 2Y	5.68%	0.5	(15.2)	
India 1Y	5.54%	(1.0)	(16.9)	
Bank Rate	5.75%	NA	NA	

Global Markets

	CMP	1D (%)	YTD (%)	P/E x
S&P 500	6,359	0.8	8.1	27.5
DJIA	45,010	1.1	5.8	21.7
Nasdaq	23,162	0.4	10.2	38.0
FTSE	9,061	0.4	10.9	14.3
CAC	7,850	1.4	6.4	15.0
DAX	24,241	0.8	21.8	14.0
Nikkei 225	41,171	3.5	3.2	22.0
Hang Seng	25,538	1.6	27.3	12.4
Shanghai Co	3,582	0.0	6.9	15.0
KOSPI	3,184	0.4	32.7	15.0
S&P/ASX 200	8,737	0.7	7.1	18.0

Stocks in the News

- Vedanta Limited (CMP: 453.35, MCap: 1,77,277 Cr, Sector: Metals & Mining, Valuation: 4.84x FY26 EV/EBITDA)**
Vedanta was declared the preferred bidder for the Jantahal Iron Ore Mine under an e-auction by the Department of Mines & Geology, Government of Karnataka, boosting its resource base and strengthening its position in the mining sector.
News Source: [VEDL](#)
- SRF Limited (CMP: 3181.5, MCap: 94,307 Cr, Sector: Chemicals, Valuation: 50.06x FY26 P/E)**
SRF announced capacity additions for its specialty chemicals and packaging films businesses, investing significantly to meet growing demand and enhance production capabilities.
News Source: [SRF](#)
- Thermax Limited (CMP: 3860.6, MCap: 46,001 Cr, Sector: Capital Goods, Valuation: 39.71x FY26 EV/EBITDA)**
Thermax announced an acquisition, signaling a strategic expansion of its business operations or portfolio to enhance market presence through inorganic growth.
News Source: [THERMAX](#)
- Global Health Limited (CMP: 1311.75, MCap: 35,255 Cr, Sector: Healthcare, Valuation: 39.29x TTM EV/EBITDA)**
Global Health commenced commercial operations at its new facility in Ranchi, expanding healthcare service delivery and regional presence.
News Source: [MEDANTA](#)
- BELM Limited (CMP: 4290.75, MCap: 17,868 Cr, Sector: Defense, Valuation: 28.07x FY26 EV/EBITDA)**
BELM received new orders or contracts, boosting its order book and potentially enhancing future revenue streams in the defense or infrastructure sector.
News Source: [BELM](#)
- Minda Corporation Limited (CMP: 515.4, MCap: 12,322 Cr, Sector: Automotive Components, Valuation: 32.33x FY26 P/E)**
Minda Corporation entered a technology collaboration with Qualcomm Technologies, Inc., USA, to power innovation in automotive solutions, focusing on advanced technological integration.
News Source: [MINDACORP](#)

Derivatives Position (Combined#)

Stock	% Chg OI	%Chg LTP
Long		
DELHIVERY	10.5	2.3
CANBK	10.1	0.1
PAGEIND	8.8	0.2
SRF	7.9	1.5
MUTHOOTFIN	7.6	0.6
Short		
LODHA	28.4	(7.3)
360ONE	19	(1.3)
OBEROIRLT	18.1	(2.9)
COLPAL	12.4	(3.5)
MANKIND	8.8	(2.8)
Long Unwinding		
IEX	(7.9)	(2.4)
KEI	(7.3)	(0.2)
ACC	(6.4)	(0.5)
DALBHARAT	(5.8)	(2.2)
MGL	(4.3)	(0.3)
Short Unwinding		
SYNGENE	(5.7)	0.4
LTIM	(4.9)	2.6
AARTIIND	(4.3)	1.0
APLAPOLLO	(3.3)	1.1
BANDHANBNK	(3.3)	0.2

Sectoral Indices

	CMP	1D (%)	YTD (%)	P/E(x)
Nifty Auto	24,079	0.9	5.5	19.8
Nifty IT	36,952	0.3	(14.7)	28.8
Nifty Fin Ser	27,216	0.8	15.8	17.8
Nifty Pharma	22,417	0.5	(4.3)	36.9
Nifty Services	33,482	0.9	6.6	36.8
Nifty Cons Dur	39,041	0.6	(6.6)	52.9
Nifty PSE	10,028	0.4	5.2	10.5
Nifty FMCG	55,710	(0.5)	(1.9)	38.4
Nifty Pvt Bank	28,037	0.7	13.1	10.5
Nifty PSU Bank	7,038	0.4	7.6	11.5
Nifty India Cons	11,839	0.3	4.2	41.8
Nifty Realty	970	(2.6)	(7.8)	42.2
Nifty Infra	9,210	0.8	8.8	21.4
Nifty Energy	36,303	0.3	3.2	11.5
Nifty Healthcare	14,650	0.8	(2.0)	35.0
Nifty India Mfg	14,463	0.5	4.6	26.9
Nifty Media	1,717	(0.9)	(5.5)	24.5
Nifty Metal	9,579	0.5	10.7	17.2
Nifty Oil & Gas	11,674	0.7	8.7	17.9
Nifty Comm	8,958	0.4	10.3	74.7

7. **Surya Roshni Limited (CMP: 341.5, MCap: 7,432 Cr, Sector: Consumer Durables, Valuation: 12.33x TTM EV/EBITDA)**
Surya Roshni secured orders worth Rs. 174.78 crores (with GST), significantly boosting its order book and future revenue potential in lighting and consumer durables.
News Source: [SURYAROSNI](#)
8. **Tilaknagar Industries Limited (CMP: 468.4, MCap: 9,078 Cr, Sector: Alcoholic Beverages, Valuation: 46.38x FY26 P/E)**
Tilaknagar Industries disclosed plans to acquire the Imperial Blue Business Division from Pernod Ricard India, marking a significant expansion in its liquor business portfolio to strengthen its market position in the premium whisky segment.
News Source: [TI](#)
9. **India Pesticides Limited (CMP: 220.85, MCap: 2,543 Cr, Sector: Agrochemicals, Valuation: 30.95x TTM P/E)**
India Pesticides established a new project at its Sandila plant, reflecting capacity expansion to boost production and meet market demand.
News Source: [IPL](#)
10. **Kernex Microsystems (India) Limited (CMP: 1050, MCap: 1,759 Cr, Sector: Technology, Valuation: 35.03x TTM P/E)**
Kernex Microsystems received new orders or contracts, enhancing its business prospects and potential revenue growth in the technology or rail safety sector.
News Source: [KERNEX](#)
11. **Aurum PropTech Limited (CMP: 220.35, MCap: 1,594 Cr, Sector: Real Estate Tech, Valuation: ~75.98x FY26 P/E)**
Aurum PropTech approved a 100% acquisition of PropTiger, aiming to strengthen its real estate technology platform and expand market presence through this strategic deal.
News Source: [AURUM](#)
12. **Indegene Limited**
Indegene completed an acquisition, marking a strategic move to enhance its service offerings or market reach in the healthcare technology space.
News Source: [INDEGENE](#)

Commodities

	CMP	1D (%)	YTD (%)
Gold (INR/10gm)	99,417	(0.9)	29.5
Silver (INR/Kg)	115,634	(0.0)	32.5
Brent Crude Oil (\$/bbl)	68.5	(0.1)	(9.8)
WTI Crude Oil (\$/bbl)	65.6	0.3	(8.9)
Natural Gas (INR/MMBTU)	266.8	(5.1)	(12.6)
Copper (INR/Kg)	898.4	0.0	13.3

Currency

	CMP	1D (%)	YTD (%)
USD/INR	86.3	0.0	0.8
EUR/INR	101.8	0.1	14.4
GBP/INR	117.3	0.1	9.1
JPY/INR	0.6	0.1	8.1
EUR/USD	1.2	0.1	13.7

Securities Lending & Borrowing Scheme (SLBS)

Stock	Underlying LTP	Futures LTP	Spread (%)
WIPRO	261.0	255.4	2.2
PAGEIND	47200.0	46415.0	1.7
BPCL	344.5	340.0	1.3

For more news related item, refer to **News Section**

Nifty and Nifty Bank – Pivot Levels – 24/07/2025

	Closing	Support			Resistance		
		1	2	3	1	2	3
Nifty	25093	25003	24946	24857	25150	25239	25296
Nifty Bank	56911	56536	56317	55942	57130	57505	57724

Technical Stock Calls – MRPL

Technical Stock Calls					24/07/2025
Script Name	Action	Reco	Target	Support	SL
MRPL	BUY	155.65	210	141 - 133	130



View Short Term Positive

The stock started its downtrend at 2899(Feb 2024). Steady continuous downtrend followed, and the stock made a low of 99 (March 2025). Buying interest was seen and stock started making higher bottom formations and closed above averages after long time.

Recently the stock gave a triangle breakout, supported good volume after consolidation with positive price candle making a high of **156.5**.

Probability of Further Up Move is very high.

Aroon Up Down, MACD & Demand Index indicators suggest Positive uptrend.

Target of **210** is expected with lower support levels at **(141-133)**.

A stop loss of **130** is to be followed in the trade.

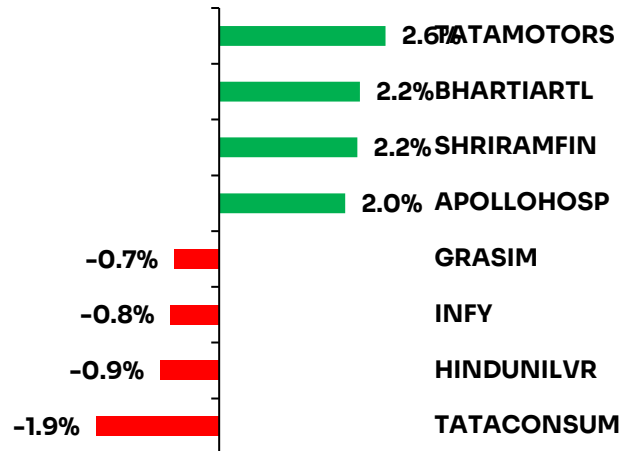
Global Macro Events (24th July 2025)

Event	Previous	Forecasted
India		
HSBC Composite PMI Flash JUL	61	61.3
HSBC Manufacturing PMI Flash JUL	58.4	58.8
HSBC Services PMI Flash JUL	60.4	60.5
United States		
Chicago Fed National Activity Index JUN	-0.28	-0.1
Initial Jobless Claims JUL/19	221K	225.0K
Continuing Jobless Claims JUL/12	1956K	1959.0K
Jobless Claims 4-week Average JUL/19	229.5K	231.0K
S&P Global Composite PMI Flash JUL	52.9	52.9
S&P Global Manufacturing PMI Flash JUL	52.9	52.7
S&P Global Services PMI Flash JUL	52.9	52.9
New Home Sales JUN	0.623M	0.69M
New Home Sales MoM JUN	-13.70%	10%
EIA Natural Gas Stocks Change JUL/18	46Bcf	
Kansas Fed Composite Index JUL	-2	1
Kansas Fed Manufacturing Index JUL	5	6
4-Week Bill Auction	4.23%	
8-Week Bill Auction	4.27%	
15-Year Mortgage Rate JUL/24	5.92%	
30-Year Mortgage Rate JUL/24	6.75%	
10-Year TIPS Auction	2.22%	
Building Permits Final JUN	1.394M	1.397M
Building Permits MoM Final JUN	-2%	0.20%
Japan		
Jibun Bank Manufacturing PMI Flash JUL	50.1	50.3
Jibun Bank Services PMI Flash JUL	51.7	51.3
Jibun Bank Composite PMI Flash JUL	51.5	50.9
Great Britain		
S&P Global Manufacturing PMI Flash JUL	47.7	48.5
S&P Global Services PMI Flash JUL	52.8	52.9
S&P Global Composite PMI Flash JUL	52	52.3

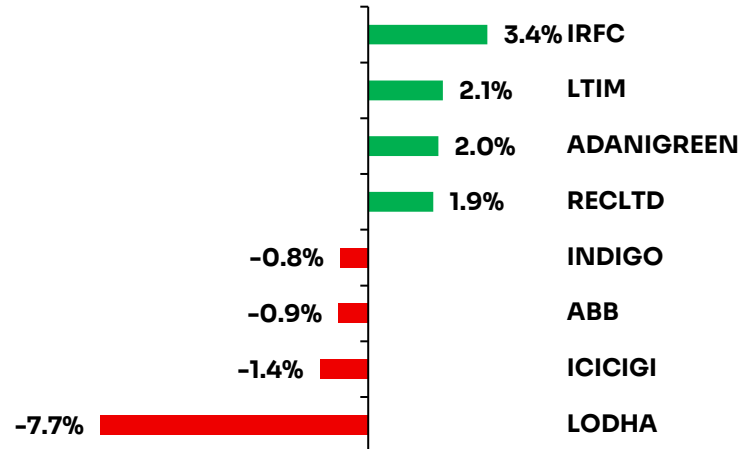
Source: tradingeconomics.com

Top Gainers and Losers

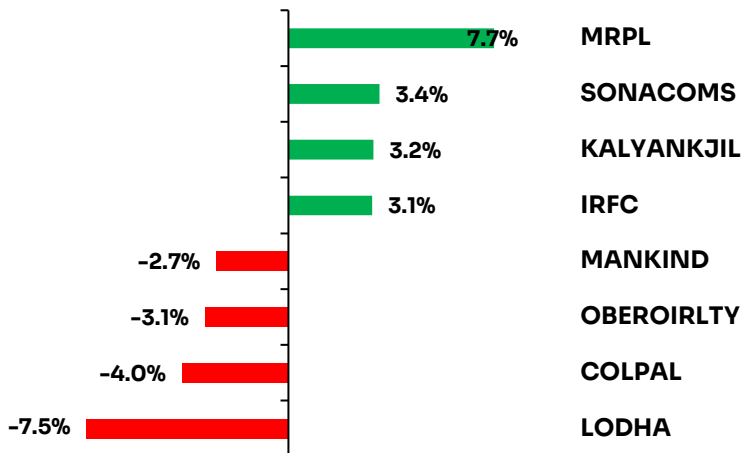
Nifty 50



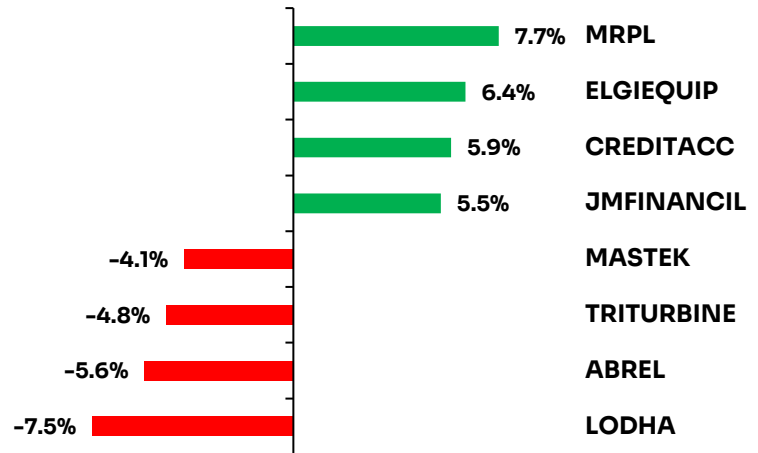
Nifty Next 50



Nifty 200



Nifty 500



Stock	CMP	5 DMA	20 DMA	50 DMA	100 DMA	200 DMA	Trend	RSI
EIM	5442	5580	5632	5496	5401	5159	Uptrend	39
AXSB	1105	1125	1169	1190	1146	1120	Neutral	28
BJFIN	2061	2037	2027	2017	1977	1848	Downtrend	58
SBILIFE	1810	1807	1826	1804	1681	1601	Strong Uptrend	50
RELIANCE	1425	1456	1496	1459	1369	1325	Neutral	37
ITC	415	421	418	422	418	432	Neutral	43
MM	3269	3218	3177	3110	2938	2959	Downtrend	66
SBIN	821	825	814	805	784	790	Uptrend	56
HNDL	695	678	683	663	655	650	Neutral	63
TATA	163	161	161	159	152	147	Uptrend	58
SUNP	1683	1694	1682	1685	1701	1753	Strong Uptrend	49
JIOFIN	314	317	322	301	268	283	Neutral	51
TTAN	3471	3432	3539	3538	3369	3362	Neutral	47
HDFCB	2024	1990	1995	1961	1887	1809	Neutral	61
CIPLA	1474	1476	1493	1490	1485	1490	Uptrend	43
APNT	2375	2386	2398	2325	2328	2421	Downtrend	50
ONGC	246	245	244	245	241	250	Neutral	52
JSTL	1034	1033	1036	1015	1012	985	Uptrend	53
WPRO	261	262	264	258	259	276	Neutral	50
DRRD	1247	1256	1278	1280	1216	1245	Neutral	40
HMCL	4364	4403	4323	4314	4022	4289	Neutral	53
HUVR	2450	2492	2404	2371	2326	2393	Neutral	56
INFO	1575	1587	1606	1593	1576	1732	Neutral	44
SHFL	654	655	675	668	656	625	Downtrend	45
KMB	2170	2163	2181	2137	2110	1963	Downtrend	51
LT	3485	3482	3568	3603	3451	3502	Neutral	40
MSIL	12627	12471	12551	12540	12202	11984	Neutral	54
ADE	2453	2459	2426	2407	2348	2306	Uptrend	57
NEST	2615	2606	2597	2548	2428	2498	Neutral	57
NTPC	343	342	339	338	341	350	Uptrend	58
IIB	851	863	859	831	811	933	Uptrend	50
APHS	7374	7302	7352	7123	6879	6920	Neutral	56
HCLT	1530	1541	1653	1663	1605	1718	Uptrend	26
PWGR	968	938	933	926	902	813	Downtrend	64
BAF	299	297	297	295	292	301	Strong Uptrend	56
COAL	1489	1442	1436	1437	1384	1327	Uptrend	68
ICICIBC	391	387	387	394	390	401	Uptrend	54
BHARTI	1944	1917	1976	1905	1824	1725	Neutral	51
ADSEZ	1421	1445	1438	1422	1306	1267	Neutral	48
TCS	3179	3190	3337	3416	3448	3773	Neutral	29
ETERNAL	690	680	685	699	677	732	Strong Downtrend	52
TTMT	302	270	265	252	237	247	Neutral	76
HDFCLIFE	763	753	778	770	724	691	Uptrend	47
UTCEM	12372	12495	12370	11819	11542	11415	Neutral	57
TECHM	1547	1562	1624	1619	1531	1612	Neutral	36
BJAUT	8397	8343	8342	8489	8176	8776	Downtrend	52
GRASIM	2709	2744	2798	2718	2645	2601	Neutral	42
TRENT	5359	5382	5662	5653	5404	6017	Neutral	39
BHE	400	402	413	398	344	315	Downtrend	46
TATACONS	1063	1092	1097	1108	1078	1032	Neutral	38

For RSI, > 75 overbought, < 25 oversold

52 W High

Stock	LTP		New 52W/H price	Prev.High	Prev. High Date
HDFCBANK	2024.5	▼	2029.8	2029.8	23-Jul-25
ICICIBANK	1486.6	▼	1490	1490	23-Jul-25
M&M	3265	▼	3303	3303	23-Jul-25
SHREECEM	32095	▲	32490	32490	23-Jul-25
PAYTM	1068.3	▼	1089	1089	23-Jul-25

52 W Low

Stock	LTP		New 52W/L price	Prev.Low	Prev. Low Date
COLPAL	2286	▲	2271	2271	23-Jul-25
TEJASNET	616.1	▼	605	605	23-Jul-25
NPST	1875	▲	1792.1	1792.1	23-Jul-25
RKSWAMY	174.8	▼	173	173	23-Jul-25
DREAMFOLKS	143.8	▼	139.8	139.8	23-Jul-25

Volume Shockers

Stock	LTP	% chg in price	Volume	Avg Volume	% chg in Vol
Sapphire Foods	344	3	6,778,952	68,650	9775%
CreditAccess Gr	1,355	6	6,124,371	198,052	2992%
BEW Engineering	165	5	25,500	1,125	2167%
Oneclick Logi.	212	1	90,000	4,320	1983%
Blue Jet Health	817	-10	4,368,177	212,985	1951%
Krishival Foods	395	0	20,144	1,200	1579%
Grill Splendour	138	-5	60,000	3,840	1463%
De Neers	317	5	79,800	5,880	1257%
Arvind Smart	621	-3	325,634	25,556	1174%
Krishna Institu	764	2	606,746	59,456	920%
Narmada Agrobias	22	-1	486,628	56,259	765%
Motisons Jewell	23	3	5,847,914	764,990	664%

Bulk Deals

Stock	Client Name	Action	Quantity Traded	Weighted Avg Price
AGI	GRAVITON RESEARCH CAPITAL LLP	BUY	3,87,908	980.94
AGI	GRAVITON RESEARCH CAPITAL LLP	SELL	3,87,908	981.43
ARISINFRA	NEOMILE CORPORATE ADVISORY LIMITED	BUY	14,80,586	146
AXITA	DHARAM PAL AGGARWAL	BUY	19,80,761	9.24
AXITA	DHARAM PAL AGGARWAL	SELL	20,93,882	9.24
BIRDYS	PARAS DOSHI	BUY	55200	138.63
BIRDYS	PRREETI JAIIN NAINUTIA	SELL	55200	138.63
BOMDYEING	AAKRAYA RESEARCH LLP	BUY	13,98,055	185.19
BOMDYEING	AAKRAYA RESEARCH LLP	SELL	13,98,055	185.3
BOMDYEING	ELIXIR WEALTH MANAGEMENT PRIVATE LIMITED	BUY	20,51,776	185.91
BOMDYEING	ELIXIR WEALTH MANAGEMENT PRIVATE LIMITED	SELL	20,17,908	186.13
BOMDYEING	GRAVITON RESEARCH CAPITAL LLP	BUY	62,09,466	184.36
BOMDYEING	GRAVITON RESEARCH CAPITAL LLP	SELL	62,09,466	184.52
BOMDYEING	HRTI PRIVATE LIMITED	BUY	15,52,439	184.28
BOMDYEING	HRTI PRIVATE LIMITED	SELL	13,50,047	184.18
BOMDYEING	JUNOMONETA FINSOL PRIVATE LIMITED	BUY	12,35,719	184.65
BOMDYEING	JUNOMONETA FINSOL PRIVATE LIMITED	SELL	12,35,719	184.85
BOMDYEING	MATHISYS ADVISORS LLP	BUY	11,04,460	184
BOMDYEING	MATHISYS ADVISORS LLP	SELL	10,98,585	184.07
BOMDYEING	MUSIGMA SECURITIES	BUY	24,87,890	186.42
BOMDYEING	MUSIGMA SECURITIES	SELL	24,87,890	186.48
BOMDYEING	NK SECURITIES RESEARCH PRIVATE LIMITED	BUY	28,25,652	185.4
BOMDYEING	NK SECURITIES RESEARCH PRIVATE LIMITED	SELL	28,25,652	185.49
BOMDYEING	QE SECURITIES LLP	BUY	31,26,873	184.98
BOMDYEING	QE SECURITIES LLP	SELL	31,53,772	184.75
DENTA	HRTI PRIVATE LIMITED	BUY	1,15,933	368.35
DENTA	HRTI PRIVATE LIMITED	SELL	1,34,901	370.61
GARUDA	HRTI PRIVATE LIMITED	BUY	8,22,143	184.67
GARUDA	HRTI PRIVATE LIMITED	SELL	9,31,637	185.32
GATECH	DUBEYSHAILA THAKURPRASAD	SELL	2,25,62,117	0.65
GLOBECIVIL	MATHISYS ADVISORS LLP	BUY	3,09,730	92.37
GLOBECIVIL	MATHISYS ADVISORS LLP	SELL	3,11,485	91.93
GPECO	SARABPREET KAUR	BUY	63,000	506.43
GREENPANEL	BUOYANT CAPITAL PRIVATE LIMITED	SELL	6,27,662	298.7
HOACFOODS	CHANAKYA OPPORTUNITIES FUND I	SELL	37500	223.65

Stock	Client Name	Action	Quantity Traded	Weighted Avg Price
HOACFOODS	HOLANI VENTURE CAPITAL FUND- I	SELL	49500	222.87
HOACFOODS	NEO APEX VENTURE LLP	BUY	31500	222.92
INFOBEAN	MANSI SHARE AND STOCK BROKING PRIVATE LIMITED	BUY	1,26,561	535.58
INFOBEAN	MANSI SHARE AND STOCK BROKING PRIVATE LIMITED	SELL	1,42,561	537.46
JAYNECOIND	ASSETS CARE AND RECONSTRUCTION ENTERPRISE LIMITED	SELL	1,13,14,997	39.83
KANDARP	PRITESH PRAKASH CHAVAN	SELL	70000	70.31
LODHA	INVESCO DEVELOPING MARKETS FUND	SELL	95,25,689	1384.93
MANAKALUCO	SAROJDEVI S KABRA	BUY	6,05,695	33.08
MANAKALUCO	SAROJDEVI S KABRA	SELL	6,05,695	33.38
MCLEODRUSS	SETU SECURITIES PVT LTD	SELL	10,00,000	43.82
OLIL	JYOTI AJAY KUMAR GUPTA	SELL	26400	208.82
OLIL	NIJI CORPORATION	BUY	19200	211.81
OLIL	SHETH SAROJBEN INDRAVADAN	BUY	20400	210.97
RADHIKAJWE	HRTI PRIVATE LIMITED	BUY	8,34,317	101.97
RADHIKAJWE	HRTI PRIVATE LIMITED	SELL	8,02,909	102.07
REXPIPES	AUM SECURITIES PVT. LTD.	BUY	22000	144.68
REXPIPES	AUM SECURITIES PVT. LTD.	SELL	50000	136
REXPIPES	RADHA MITTAL	BUY	50000	136
SMLISUZU	HRTI PRIVATE LIMITED	BUY	98566	3862.51
SMLISUZU	HRTI PRIVATE LIMITED	SELL	89560	3877.2
SUPERSPIN	IRAGE BROKING SERVICES LLP	BUY	62232	10.29
SUPERSPIN	IRAGE BROKING SERVICES LLP	SELL	3,84,516	10.41
SUPERSPIN	RIMPY MITTAL	BUY	3,13,952	10.57
SUPERSPIN	RIMPY MITTAL	SELL	87600	10.23
TI	GRAVITON RESEARCH CAPITAL LLP	BUY	9,86,795	464.05
TI	GRAVITON RESEARCH CAPITAL LLP	SELL	9,85,753	464.02
TTL-RE	SUBHASH PHOOTARMAL RATHOD	BUY	2,10,000	0.44
TTL-RE	T T BRANDS LIMITED	SELL	9,44,078	0.47
TTL-RE	VINITHA MANISH JAIN	BUY	3,70,370	0.5
VCL	VALLIYAPPAN LAKSHMANAN	SELL	17,00,000	1.05

Block Deals

Stock	Client Name	Action	Quantity Traded	Weighted Avg Price
No Block Deals				

Insider Trading

Stock	Name of the Acquirer/ Disposer	Action	% shareholding Prior	% shareholding Post
GEOJITFSL	BNP Paribas SA	Sell	22.45	22.44
HDBFS	Sreedhar T V S	Sell	0	0
MAITHANALL	Sheela Devi Agarwalla	Sell	21.81	21.39
MAITHANALL	Mitu Agarwalla	Buy	0.03	0.09
MAITHANALL	Sudhanshu Agarwalla	Buy	0.09	0.17
MAITHANALL	Subhas Chandra Agarwalla	Buy	21.25	21.39
MAITHANALL	Subodh Agarwalla	Buy	0.09	0.17
MAITHANALL	Tripti Agarwalla	Buy	0.03	0.09
SUNREST	NIKHILKUMAR YASHVNTLAL THAKKAR	Sell	17.48	14.01
WIPRO	Ashiq Hassanali	Sell	0	0

Event Calendar – Corporate Action (Financial Results/ Dividend/other business matters)

Company	Purpose	Company	Purpose
ABSLAMC	Financial Results	KARURVYSYA	Bonus
ACC	Financial Results	KARURVYSYA	Financial Results
ADANIENSOL	Financial Results	KFINTECH	Other business matters
AETHER	Financial Results/Other business matters	LTFOODS	Financial Results/Dividend
AJMERA	Financial Results	MOTILALOF	Financial Results
ANANTRAJ	Financial Results	MPHASIS	Financial Results
APLAPOLLO	Financial Results	NESTLEIND	Financial Results
ASAL	Financial Results	OMAXAUTO	Financial Results/Dividend
BAJAJCON	Buyback	PHOENIXLTD	Financial Results
BAJFINANCE	Other business matters	RADIOCITY	Financial Results
CANBK	Financial Results	RECLTD	Financial Results/Dividend
CAPITALSFB	Financial Results	SAMBHV	Financial Results/Other business matters
CGPOWER	Financial Results	SAURASHCEM	Financial Results
COROMANDEL	Financial Results	SBILIFE	Financial Results
CYBERTECH	Financial Results/Other business matters	SHEKHAWATI	Financial Results/Other business matters
CYIENT	Financial Results	SHEMAROO	Financial Results
DAMODARIND	Other business matters	SPECTRUM	Fund Raising
ECLERX	Financial Results	STEL	Financial Results/Other business matters
EMUDHRA	Financial Results	SUPREMEIND	Financial Results
GANGOTRI	Financial Results	SURAJLTD	Financial Results
GBGLOBAL	Other business matters	SURYODAY	Financial Results
HEXT	Financial Results	TANLA	Financial Results
IEX	Financial Results	TATVA	Financial Results
IGCL	Financial Results	TRIDENT	Financial Results/Fund Raising
INDIANB	Financial Results	UJJIVANSFB	Financial Results
INDIGRID	Financial Results/Other business matters	UNIMECH	Financial Results
INDOCO	Financial Results	UTIAMC	Financial Results/Other business matters
JCHAC	Financial Results	VMART	Financial Results

News Section

Stock News

- **Tata Consumer Products Limited (CMP: 1061.65, MCap: 1,05,053 Cr, Sector: FMCG, Valuation: 36.47x FY26 EV/EBITDA)**
Tata Consumer Products reported a 15% rise in Q1 FY26 profit, driven by strong volume growth in both India and international businesses, with net profit reaching ₹334 crore.
News Source: [TATACONSUM](#)
- **Bajaj Housing Finance Limited (CMP: 122.05, MCap: 1,01,696 Cr, Sector: Financial Services, Valuation: 5.1x TTM P/BV)**
Bajaj Housing Finance's Q1 results were highlighted among other corporate earnings, though specific figures were not detailed in the summary; the company continues to play a key role in the housing finance sector.
News Source: [BAJAJHFL](#)
- **Persistent Systems Limited (CMP: 5594.2, MCap: 86,486 Cr, Sector: IT Services, Valuation: 49.7x FY26 P/E)**
Persistent Systems announced its earnings call details for Q1 FY26, reflecting continued investor interest in its financial performance and growth outlook in the IT sector.
News Source: [PERSISTENT](#)
- **Yes Bank Limited (CMP: 19.88, MCap: 62,360 Cr, Sector: Banking, Valuation: 1.24x FY26 P/BV)**
Yes Bank entered into an Amendment Agreement with Verventa Holdings Limited regarding their Investment Agreement, likely modifying key terms of their financial collaboration, and awaits Sumitomo Mitsui Banking Corp's entry for a top deck recast.
News Source: [YESBANK](#)

- **Fortis Healthcare Limited (CMP: 819.15, MCap: 61,842 Cr, Sector: Healthcare, Valuation: 31.98x FY26 EV/EBITDA)**
Fortis Healthcare deepened collaboration with Gleneagles Healthcare India to strengthen business growth, focusing on operational and strategic synergies in the healthcare sector.
News Source: [FORTIS](#)
- **Dalmia Bharat Limited (CMP: 2257, MCap: 42,333 Cr, Sector: Cement, Valuation: 40.42x FY26 P/E)**
Dalmia Bharat shared its investor presentation for Q1 FY26, providing insights into its financial performance and strategic initiatives in the cement industry.
News Source: [DALBHARAT](#)
- **Delhivery Limited (CMP: 442.85, MCap: 33,062 Cr, Sector: Logistics, Valuation: 97.57x FY26 P/E)**
Delhivery completed the acquisition of Ecom Express Limited, marking a significant consolidation in the logistics sector to enhance delivery network and market reach.
News Source: [DELHIVERY](#)
- **Shyam Metals and Energy Limited (CMP: 925.75, MCap: 25,840 Cr, Sector: Metals, Valuation: 9.23x FY26 EV/EBITDA)**
Shyam Metals shared its investor presentation for Q1 FY26, detailing operational performance and future growth strategies in the metal industry.
News Source: [SHYAMMETL](#)
- **Aditya Birla Real Estate Limited (CMP: 2019.35, MCap: 22,555 Cr, Sector: Real Estate, Valuation: -139.85x TTM P/E)**
Aditya Birla Real Estate released its investor presentation, providing an update on its financials and strategic direction in the real estate sector.
News Source: [ABREL](#)

- **Crompton Greaves Consumer Electricals Limited (CMP: 339.95, MCap: 21,887 Cr, Sector: Consumer Durables, Valuation: 32.77x FY26 P/E)**
Crompton launched a new product, aiming to strengthen its market position and cater to evolving consumer needs with innovative offerings, and is set to turn ex-dividend on July 24.
News Source: [CROMPTON](#)
- **Bikaji Foods International Limited (CMP: 777.9, MCap: 19,493 Cr, Sector: FMCG, Valuation: 97.06x TTM P/E)**
Bikaji Foods approved a Joint Venture cum Shareholders Agreement with C.G. Foods Nepal Limited, aiming to expand its presence in the Nepalese market through collaborative efforts.
News Source: [BIKAJI](#)
- **Natco Pharma Limited (CMP: 1027, MCap: 18,394 Cr, Sector: Pharmaceuticals, Valuation: 7.36x TTM EV/EBITDA)**
Natco Pharma released its investor presentation for Q1 FY26, outlining financial performance and strategic initiatives in the pharmaceutical sector.
News Source: [NATCOPHARM](#)
- **PCBL Chemical Limited (CMP: 407.85, MCap: 15,394 Cr, Sector: Chemicals, Valuation: 35.42x TTM P/E)**
PCBL Chemical shared an investor update for Q1 FY26, providing details on operational performance and growth outlook in the chemical industry.
News Source: [PCBL](#)
- **Mahanagar Gas Limited (CMP: 1478.65, MCap: 14,605 Cr, Sector: Energy, Valuation: 8.86x FY26 EV/EBITDA)**
Mahanagar Gas received a certified true copy of an order from the National Company Law Tribunal approving the amalgamation of its wholly-owned subsidiary with the company, streamlining operations.
News Source: [MGL](#)

- **Supreme Petrochem Limited (CMP: 812.8, MCap: 15,284 Cr, Sector: Petrochemicals, Valuation: 27.98x FY26 P/E)**
Supreme Petrochem shared its earnings presentation for Q1 FY26, detailing financial results and operational updates in the petrochemical sector.
News Source: [SPLPETRO](#)
- **Westlife Foodworld Limited (CMP: 768, MCap: 11,975 Cr, Sector: Food Services, Valuation: 37.73x TTM EV/EBITDA)**
Westlife Foodworld shared its earnings presentation for Q1 FY26, providing insights into financial performance and growth strategies in the food services sector.
News Source: [WESTLIFE](#)
- **Saregama India Limited (CMP: 496.15, MCap: 9,566 Cr, Sector: Media & Entertainment, Valuation: 38.29x FY26 P/E)**
Saregama India released its investor presentation, highlighting financial results and strategic plans in the media and entertainment industry.
News Source: [SAREGAMA](#)
- **Sapphire Foods India Limited (CMP: 336.95, MCap: 10,828 Cr, Sector: Food Services, Valuation: 161.07x FY26 P/E)**
Sapphire Foods shared its investor presentation for Q1 FY26, outlining financial performance and growth strategies in the food services sector.
News Source: [SAPPHIRE](#)
- **CMS Info Systems Limited (CMP: 502.95, MCap: 8,272 Cr, Sector: Financial Services, Valuation: 18.98x FY26 P/E)**
CMS Info Systems reported a stable Q1 FY26 performance with a 5% revenue increase and a 3% rise in PAT year-on-year, and announced a binding agreement to acquire Securens Systems to scale their Vision AI business.

News Source: [CMSINFO](#)

- **Kirloskar Pneumatic Company Limited (CMP: 1321, MCap: 8,575 Cr, Sector: Capital Goods, Valuation: 25.72x FY26 EV/EBITDA)**
Kirloskar Pneumatic shared its investor presentation for Q1 FY26, detailing financial and operational updates in the capital goods sector.
News Source: [KIRLPNU](#)
- **Aurionpro Solutions Limited (CMP: 1465, MCap: 8,088 Cr, Sector: IT Services, Valuation: 31.95x FY26 P/E)**
Aurionpro Solutions released its investor presentation, providing insights into financial performance and growth strategies in the IT services sector.
News Source: [AURIONPRO](#)
- **Mahindra Holidays & Resorts India Limited (CMP: 370, MCap: 7,474 Cr, Sector: Hospitality, Valuation: 12.7x TTM EV/EBITDA)**
Mahindra Holidays & Resorts shared its investor presentation for Q1 FY26, detailing financial results and strategic initiatives in the hospitality sector.
News Source: [MHRIL](#)
- **MAS Financial Services Limited (CMP: 339.45, MCap: 6,159 Cr, Sector: Financial Services, Valuation: 2.16x FY26 P/BV)**
MAS Financial Services released its investor presentation for Q1 FY26, providing insights into financial performance and growth strategies in the financial services sector.
News Source: [MASFIN](#)
- **Thyrocare Technologies Limited (CMP: 1196, MCap: 6,338 Cr, Sector: Healthcare, Valuation: 27.53x FY26 EV/EBITDA)**
Thyrocare Technologies shared its investor presentation for Q1 FY26, detailing

financial results and strategic updates in the healthcare diagnostics sector.

News Source: [THYROCARE](#)

- **Senores Pharmaceuticals Limited (CMP: 608.2, MCap: 2,800 Cr, Sector: Pharmaceuticals, Valuation: 30.33x TTM EV/EBITDA)**
Senores Pharmaceuticals released its investor presentation, outlining financial performance and growth strategies in the pharmaceutical sector.
News Source: [SENORES](#)
- **Pondy Oxides & Chemicals Limited (CMP: 949.4, MCap: 2,698 Cr, Sector: Chemicals, Valuation: 26.42x TTM EV/EBITDA)**
Pondy Oxides & Chemicals shared its investor presentation for Q1 FY26, detailing operational performance and growth outlook in the chemical sector.
News Source: [POCL](#)
- **DAM Capital Advisors Limited (CMP: 248.75, MCap: 1,758 Cr, Sector: Financial Services, Valuation: 6.66x TTM P/BV)**
DAM Capital Advisors shared its investor presentation, detailing financial performance and strategic initiatives in the financial advisory sector.
News Source: [DAMCAPITAL](#)
- **Mukand Limited (CMP: 135.75, MCap: 1,961 Cr, Sector: Metals, Valuation: 12.47x TTM EV/EBITDA)**
Mukand entered into new agreements, signifying a strategic partnership or operational arrangement to support business objectives.
News Source: [MUKANDLTD](#)
- **Manaksia Coated Metals & Industries Limited (CMP: 156.25, MCap: 1,653 Cr, Sector: Metals, Valuation: 27.22x TTM EV/EBITDA)**
Manaksia Coated Metals shared its investor presentation for Q1 FY26, detailing

financial and operational updates in the metals sector.

News Source: [MANAKCOAT](#)

- **HLV Limited (CMP: 13.24, MCap: 872.86 Cr, Sector: Hospitality, Valuation: 26.8x TTM EV/EBITDA)**
HLV Limited reported pending litigation or disputes with potential impact on the company, indicating legal challenges that could affect operations or finances.
News Source: [HLVLTD](#)
- **R.P.P. Infra Projects Limited (CMP: 129.25, MCap: 640.90 Cr, Sector: Infrastructure, Valuation: 7.16x TTM EV/EBITDA)**
R.P.P. Infra Projects received a new work order in Thoothukudi, indicating growth in project pipeline and potential revenue increase from infrastructure development activities.
News Source: [RPPINFRA](#)
- **GVK Power & Infrastructure Limited (CMP: 3.97, MCap: 626.95 Cr, Sector: Power, Valuation: 4.96x TTM EV/EBITDA)**
GVK Power & Infrastructure is under Corporate Insolvency Resolution Process, indicating financial distress and potential restructuring under legal oversight.
News Source: [GVKPIL](#)
- **Aaron Industries Limited (CMP: 410.75, MCap: 430.19 Cr, Sector: Industrial Products, Valuation: 31.02x TTM EV/EBITDA)**
Aaron Industries approved a 1:1 bonus issue, granting 1 equity share for every 1 held, enhancing shareholder value and liquidity in the market.
News Source: [AARON](#)
- **Ddev Plastiks Industries Limited (CMP: Not Available in Dataset, MCap: Not Available in Dataset, Sector: Plastics, Valuation: Not Available in Dataset)**

Ddev Plastiks shared its investor meet presentation for Q1 FY26, providing insights into financial performance and strategic direction in the plastics industry.

News Source: [DDEVPLASTIK](#)

- **Syrma SGS Technology Limited (CMP: Not Available in Dataset, MCap: Not Available in Dataset, Sector: Electronics, Valuation: Not Available in Dataset)**
Syrma SGS Technology released its investor presentation for Q1 FY26, detailing financial results and growth strategies in the electronics sector.
News Source: [SYRMASGS](#)
- **Dr Reddy's Laboratories Limited (CMP: Not Available in Dataset, MCap: Not Available in Dataset, Sector: Pharmaceuticals, Valuation: Not Available in Dataset)**
Dr Reddy's Laboratories reported a 1% rise in Q1 FY26 profit to ₹1,409 crore with revenue up 11%, and faces Delhi High Court scrutiny in a patent battle with Novo Nordisk over generic drug launches.
News Source: [DRREDDY](#)
- **Infosys Limited (CMP: Not Available in Dataset, MCap: Not Available in Dataset, Sector: IT Services, Valuation: Not Available in Dataset)**
Infosys reported an 8.6% rise in Q1 FY26 net profit despite margin pressures, with ADRs jumping over 3% on NYSE following a 9% yearly profit rise to ₹6,921 crore, and implemented a second salary hike though future hikes remain uncertain.
News Source: [INFY](#)
- **Inox Wind Limited (CMP: Not Available in Dataset, MCap: Not Available in Dataset, Sector: Renewable Energy, Valuation: Not Available in Dataset)**
Inox Wind board cleared a Rs 1,249 crore rights issue at a 27% discount to market price to raise capital, with shares slightly declining on the BSE post-announcement.
News Source: [INOXWIND](#)

- **Hero MotoCorp Limited (CMP: Not Available in Dataset, MCap: Not Available in Dataset, Sector: Automobiles, Valuation: Not Available in Dataset)**
Hero MotoCorp is set to turn ex-dividend on July 24, requiring investors to own shares before the ex-date to be eligible for dividends.
News Source: [HEROMOTOCO](#)
- **Bombay Dyeing & Manufacturing Company Limited (CMP: Not Available in Dataset, MCap: Not Available in Dataset, Sector: Textiles, Valuation: Not Available in Dataset)**
Bombay Dyeing shares surged 16% amid heavy trading volumes, prompting discussions among analysts on whether further upside is expected or if it's time to book profits.
News Source: [BOMDYEING](#)
- **Dixon Technologies (India) Limited (CMP: Not Available in Dataset, MCap: Not Available in Dataset, Sector: Electronics, Valuation: Not Available in Dataset)**
Dixon Technologies reported two quarters of stellar earnings but faces market skepticism about further upside, with analysts discussing potential growth drivers and challenges.
News Source: [DIXON](#)
- **Ola Electric Mobility Limited (CMP: Not Available in Dataset, MCap: Not Available in Dataset, Sector: Electric Vehicles, Valuation: Not Available in Dataset)**
Ola Electric shares rebounded 7% after a six-session slide following a widened Q1 loss of Rs 428 crore, with analysts offering mixed views on future profitability.
News Source: [OLAELECTRIC](#)
- **Blue Jet Healthcare Limited (CMP: Not Available in Dataset, MCap: Not Available in Dataset, Sector: Pharmaceuticals, Valuation: Not Available in Dataset)**
Blue Jet Healthcare crashed 17% in two days after missing Q1 EBITDA estimates, leading brokerages to cut target prices while remaining selectively positive for a long-term turnaround.
News Source: [BLUEJET](#)

- **Godrej Agrovet Limited (CMP: Not Available in Dataset, MCap: Not Available in Dataset, Sector: Agrochemicals, Valuation: Not Available in Dataset)**
Godrej Agrovet is set to develop oil palm plantations in North-East India in partnership with state governments to boost edible oil self-sufficiency.
News Source: [GODREJAGRO](#)
- **Renault India (CMP: Not Available in Dataset, MCap: Not Available in Dataset, Sector: Automobiles, Valuation: Not Available in Dataset)**
Renault India plans more launches to recapture lost market share in the competitive Indian automotive space, focusing on innovation and segment expansion.
News Source: [RENAULTINDIA](#)
- **IndusInd Bank Limited (CMP: Not Available in Dataset, MCap: Not Available in Dataset, Sector: Banking, Valuation: Not Available in Dataset)**
IndusInd Bank's board approved raising up to Rs 30,000 crore to boost its capital base through equity and debt, supporting growth and regulatory compliance.
News Source: [INDUSINDBK](#)
- **Tata Capital Limited (CMP: Not Available in Dataset, MCap: Not Available in Dataset, Sector: Financial Services, Valuation: Not Available in Dataset)**
Tata Capital is eyeing a \$2.2 billion IPO in September, potentially raising its valuation to \$18 billion, which could be the largest in India's financial sector this year.
News Source: [TATACAPITAL](#)
- **Reliance Industries Limited (CMP: Not Available in Dataset, MCap: Not Available in Dataset, Sector: Conglomerate, Valuation: Not Available in Dataset)**
Amid EU sanctions on Russian oil, Reliance Industries may explore UAE as a new oil import source to ensure stable crude supply and mitigate regulatory risks.
News Source: [RELIANCE](#)

- **Cipla Limited (CMP: Not Available in Dataset, MCap: Not Available in Dataset, Sector: Pharmaceuticals, Valuation: Not Available in Dataset)**
Cipla's India chief Achin Gupta describes the company as a 90-year-old startup, balancing legacy and innovation to retain its competitive edge in the pharma sector.
News Source: [CIPLA](#)
- **Myntra (CMP: Not Available in Dataset, MCap: Not Available in Dataset, Sector: E-commerce, Valuation: Not Available in Dataset)**
Myntra denies receiving any official notice from the Enforcement Directorate regarding alleged FDI violations worth Rs 1,654 crore, asserting compliance with Indian laws.
News Source: [MYNTRA](#)
- **Force Motors Limited (CMP: Not Available in Dataset, MCap: Not Available in Dataset, Sector: Automobiles, Valuation: Not Available in Dataset)**
Force Motors posted a 53% jump in Q1 FY26 profit, highlighting strong performance in the automotive sector as part of the quarterly earnings updates.
News Source: [FORCEMOT](#)
- **GNG Electronics Limited (CMP: Not Available in Dataset, MCap: Not Available in Dataset, Sector: Electronics, Valuation: Not Available in Dataset)**
GNG Electronics IPO saw a shocking spike in grey market premium ahead of its opening, with experts divided on whether to subscribe or avoid due to valuation concerns.
News Source: [GNGELECT](#)
- **Anthem Bioscience Limited (CMP: Not Available in Dataset, MCap: Not Available in Dataset, Sector: Biotechnology, Valuation: Not Available in Dataset)**
Anthem Bioscience is set to list today, with grey market signals ranging from a stellar debut to a muted response, leaving analysts divided on post-listing strategy.

News Source: [ANTHEMBIO](#)

- **InfoBeans Technologies Limited (CMP: Not Available in Dataset, MCap: Not Available in Dataset, Sector: IT Services, Valuation: Not Available in Dataset)**
InfoBeans Technologies rose 20% on high volumes and positive earnings guidance, emerging as a top market gainer in recent trading sessions.
News Source: [INFOBEAN](#)
- **Jayaswal Neco Industries Limited (CMP: Not Available in Dataset, MCap: Not Available in Dataset, Sector: Metals, Valuation: Not Available in Dataset)**
Jayaswal Neco Industries rose 20% on high volumes and positive earnings guidance, listed among top market gainers in recent trading sessions.
News Source: [JAYNECOIND](#)
- **Rossell Techsys Limited (CMP: Not Available in Dataset, MCap: Not Available in Dataset, Sector: Aerospace & Defense, Valuation: Not Available in Dataset)**
Rossell Techsys logged sharp gains in recent trading, emerging as a top market gainer due to positive market sentiment and potential order wins.
News Source: [ROSSELLTECH](#)
- **KIOCL Limited (CMP: Not Available in Dataset, MCap: Not Available in Dataset, Sector: Mining, Valuation: Not Available in Dataset)**
KIOCL recorded sharp gains in recent trading sessions, emerging as a top gainer due to positive market sentiment and operational updates.
News Source: [KIOCL](#)
- **Ion Exchange (India) Limited (CMP: Not Available in Dataset, MCap: Not Available in Dataset, Sector: Water Treatment, Valuation: Not Available in Dataset)**
Ion Exchange dropped about 10% after subdued results and outlook, listed among top market losers in recent trading sessions.

News Source: [IONEXCHANG](#)

- **ideaForge Technology Limited (CMP: Not Available in Dataset, MCap: Not Available in Dataset, Sector: Technology, Valuation: Not Available in Dataset)**
ideaForge fell in recent trading sessions due to profit booking and sectoral rotation, listed among top market losers.

News Source: [IDEAFORGE](#)

- **Jana Small Finance Bank Limited (CMP: Not Available in Dataset, MCap: Not Available in Dataset, Sector: Banking, Valuation: Not Available in Dataset)**
Jana Small Finance Bank declined in recent trading due to profit booking and sectoral rotation, listed among top market losers.

News Source: [JANASFB](#)

- **Macrotech Developers Limited (CMP: Not Available in Dataset, MCap: Not Available in Dataset, Sector: Real Estate, Valuation: Not Available in Dataset)**
Macrotech Developers (Lodha) fell in recent trading sessions due to profit booking and sectoral rotation, listed among top market losers.

News Source: [LODHA](#)

- **Zee Entertainment Enterprises Limited (CMP: Not Available in Dataset, MCap: Not Available in Dataset, Sector: Media & Entertainment, Valuation: Not Available in Dataset)**
Zee Entertainment's Ashish Sehgal discusses new hybrid channel launches aimed at reviving family television consumption by blending traditional and digital viewing formats.

News Source: [ZEEL](#)

- **SEW Infrastructure Limited (CMP: Not Available in Dataset, MCap: Not Available in Dataset, Sector: Infrastructure, Valuation: Not Available in Dataset)**

Enforcement Directorate conducted searches at SEW Infra and group firms as part of a money laundering case, marking significant developments in corporate law enforcement.

News Source: [SEWINFRA](#)

Companies with Investor Presentation or Annual Report

- [Persistent Systems Limited](#)
Earnings call details for Q1 FY26 shared.
- [CMS Info Systems Limited](#)
Investor presentation for Q1 FY26 released.
- [Tilaknagar Industries Limited](#)
Investor presentation for recent updates shared.
- [Filatex India Limited](#)
Investor presentation for Q1 FY26 released.
- [Senores Pharmaceuticals Limited](#)
Investor presentation intimation provided.
- [Pondy Oxides & Chemicals Limited](#)
Investor presentation for Q1 FY26 shared.
- [Bajaj Housing Finance Limited](#)
Investor presentation under Regulation 30 released.

- [Bikaji Foods International Limited](#)
Investor presentation for recent updates provided.
- [Supreme Petrochem Limited](#)
Earnings presentation for Q1 FY26 shared.
- [DAM Capital Advisors Limited](#)
Investor presentation intimation signed and released.
- [Saregama India Limited](#)
Investor presentation for recent updates shared.
- [Ddev Plastiks Industries Limited](#)
Investor meet presentation under Regulation 30 provided.
- [Tata Consumer Products Limited](#)
Investor presentation for recent board meeting shared.
- [MAS Financial Services Limited](#)
Final investor presentation for Q1 FY26 released.
- [Natco Pharma Limited](#)
Investor presentation for Q1 FY26 shared.

- [Thyrocare Technologies Limited](#)
Investor presentation for recent updates provided.
- [Westlife Foodworld Limited](#)
Earnings presentation for Q1 FY26 intimated.
- [Mahindra Holidays & Resorts India Limited](#)
Investor presentation intimation final version shared.
- [Sapphire Foods India Limited](#)
Investor presentation for Q1 FY26 released.
- [Aurionpro Solutions Limited](#)
Investor presentation for recent updates signed and shared.
- [Shyam Metalics and Energy Limited](#)
Investor presentation for Q1 FY26 provided.
- [Mahanagar Gas Limited](#)
Earnings conference call presentation for Q1 FY26 shared.
- [Syrma SGS Technology Limited](#)
Investor presentation for Q1 FY25 signed and released.
- [Dalmia Bharat Limited](#)
Investor presentation for recent updates shared.

- [PCBL Chemical Limited](#)
Investor update for Q1 FY26 provided.
- [Kirloskar Pneumatic Company Limited](#)
SE disclosure and investor presentation shared.
- [Aditya Birla Real Estate Limited](#)
Intimation and investor presentation released.
- [Manaksia Coated Metals & Industries Limited](#)
Investor presentation for Q1 FY26 shared.

Macro/Non-Stock News

- **Net FDI inflows fell 98% in May as repatriation increased 24%: RBI Bulletin**
India's net foreign direct investment plummeted by 98% to \$35 million in May 2025 due to a 24% rise in repatriation to \$5 billion and an 11% decline in gross FDI inflows, though forex reserves remain robust at \$696.7 billion.
News Source: [Read Here](#)
- **New security code kicks in for defence companies in India**
India enforces a new security code for domestic defence manufacturers to bolster sector security, enhancing oversight and reducing vulnerabilities to cyber or physical breaches.
News Source: [Read Here](#)

- **Nine lakh SIMs blocked, Rs 5.5K crore saved in cyber fraud war**
Indian authorities blocked 900,000 SIM cards, preventing Rs 5,500 crore in cyber fraud as part of a major crackdown on cybercrime networks exploiting telecom loopholes.
News Source: [Read Here](#)
- **Banks rush for VRR amid call rate spike**
Indian banks turned to Variable Rate Repos (VRR) as overnight rates jumped, underlining tight liquidity conditions and efforts to manage short-term funding costs.
News Source: [Read Here](#)
- **Small towns, big hiring: India's festive jobs boom moves beyond metros**
Job creation in India spreads to non-metro cities, driven by festive season demand in sectors like retail, logistics, and e-commerce, suggesting broader economic recovery.
News Source: [Read Here](#)
- **India-UK free trade deal: Cheaper whisky, cars and tariff cuts | Key points**
India and the UK are set to sign a free trade deal that will reduce tariffs on whisky, cars, cosmetics, and medical devices, boosting bilateral trade.
News Source: [Read Here](#)
- **Formal jobs, entrepreneurship rising: Govt**
The Indian government reports a rise in formal jobs and entrepreneurship, reflecting a shift towards autonomous livelihoods supported by various initiatives.
News Source: [Read Here](#)
- **RBI cancels Karwar Co-op Bank's licence over earnings prospects**
RBI revoked the licence of Karwar Urban Co-operative Bank in Karnataka on July 23, 2025, citing poor earnings prospects and public interest concerns.
[Read Here](#)
News Source: Livemint

- **India steps up global push for rare earth security**
India is joining multilateral initiatives with countries like Brazil to secure rare earth material supplies critical for high-tech industries amid China's curbs.
[Read Here](#)
News Source: Livemint
- **India mulls scaling up high-end fertilizer production after China cuts supplies**
India considers expanding domestic fertilizer production capacity for high-end products due to supply disruptions from China, focusing on agricultural security.
[Read Here](#)
News Source: Livemint
- **PM Modi to speak on Op Sindoor in Parliament next week**
Parliament will discuss 'Operation Sindoor' next week, with PM Modi scheduled to address the issue, reflecting its importance and recent developments.
[Read Here](#)
News Source: Livemint
- **Businesses must adopt internal carbon pricing before they're forced to**
Indian firms should proactively implement carbon pricing to prepare for regulatory changes and climate needs, supporting the country's climate transition.
[Read Here](#)
News Source: Livemint
- **Govt rejects Reuters' unemployment report on India – calls it 'perception-based survey of...'**
The Indian government dismissed Reuters' unemployment report, questioning its methodology and emphasizing reliance on authoritative national surveys.
[Read Here](#)

News Source: Financial Express

- **India's IT ecosystem employs over 6 million people: Govt**
Over six million professionals are employed in India's thriving IT sector, contributing significantly to jobs and exports despite global headwinds.
[Read Here](#)
News Source: Financial Express
- **Maharashtra set to join \$1 trillion GDP club: Morgan Stanley reveals 5 growth engines powering the surge**
Morgan Stanley states Maharashtra is on track to become a \$1 trillion economy, driven by manufacturing, IT, BFSI, tourism, and infrastructure sectors.
[Read Here](#)
News Source: Financial Express
- **Multidimensional poverty in India has fallen from 29% to 11% in 9 years: Govt**
India has seen a sharp decline in multidimensional poverty from 29% to 11% over nine years, credited to welfare schemes and economic growth.
[Read Here](#)
News Source: Financial Express
- **India remains hopeful of some reprieve from US reciprocal tariffs ahead of August 1 deadline**
India is in talks with the US about reciprocal tariffs, hoping for concessions before the August 1 implementation to boost bilateral trade.
[Read Here](#)
News Source: Business Today
- **Crude oil shock: 10% price spike can push inflation up 20 bps, says RBI research**
RBI research finds that a 10% spike in crude oil prices can push inflation up by 20 basis

points in India, significant post global disruptions.

[Read Here](#)

News Source: Business Today

- **Tamil Nadu's per capita income up 37% in 4 years; Goa tops, Bihar remains lowest**
Tamil Nadu reports a 37% jump in per capita income since 2021; Goa holds the highest, while Bihar remains the lowest in national rankings.

[Read Here](#)

News Source: Business Today

- **'India's liquid gold is taxed unfairly': Experts demand GST cut on ghee to 5%**
Nutrition experts call for GST on ghee to be lowered from 12% to 5% to improve affordability and curb unsafe substitutes impacting rural economy.

[Read Here](#)

News Source: Business Today

- **OpenAI's \$30bn Oracle deal: Largest AI deal that could reshape the future of Cloud AI**
OpenAI inks a \$30 billion per year deal with Oracle for cloud infrastructure, the largest AI cloud deal, expected to impact global cloud and AI industries.

[Read Here](#)

News Source: Business Today

- **Amazon to acquire AI wearable startup Bee, that has the ability to listen to everything you say**

Amazon is set to acquire AI startup Bee, specializing in always-on audio wearables, spurring privacy debate but pushing boundaries in voice AI technology.

[Read Here](#)

News Source: Business Today

- **Centre may overhaul MRP system: Here's what we know so far**
The government is considering linking retail prices (MRP) to production costs instead of an open-ended ceiling to improve pricing transparency.
[Read Here](#)
News Source: Business Today
- **Zoho's \$20-mn AI bet: why the SaaS giant built the homegrown LLM from scratch**
Zoho invests \$20 million into building its own Indian large language model for business AI, enhancing data sovereignty in cloud SaaS offerings.
[Read Here](#)
News Source: Business Today
- **Kalanithi Maran's ₹1,300 cr claim against SpiceJet dismissed by Supreme Court**
The Supreme Court rejected ₹1,300 cr damages plea by Kalanithi Maran and KAL Airways against SpiceJet, closing a long-standing aviation dispute.
[Read Here](#)
News Source: The Hindu Business Line
- **PM leads top Indian CEOs to the UK with prep on for FTA signing**
Indian PM leads a delegation of top CEOs to the UK to finalize groundwork for a Free Trade Agreement, boosting bilateral economic ties.
[Read Here](#)
News Source: The Hindu Business Line
- **Indian economy remains largely resilient despite global uncertainties: RBI bulletin**
RBI's July 2025 bulletin notes resilience in India's economy despite global volatility, underlining strong fundamentals and policy support.
[Read Here](#)
News Source: The Hindu Business Line

- **Government moves to govern all sports, including BCCI**
New government steps aim to bring BCCI and all Indian sports bodies under regulatory purview to enhance transparency and governance.
[Read Here](#)
News Source: The Hindu Business Line
- **India braces for higher tariffs as US announces deals with Japan, Indonesia**
India anticipates higher tariffs in response to new US trade deals with Japan and Indonesia, potentially impacting Indian exports.
[Read Here](#)
News Source: The Hindu Business Line
- **ADB, Ind-Ra cut India's growth forecast for FY26**
ADB and India Ratings reduced India's FY26 GDP growth projection due to domestic and international headwinds, signaling economic caution.
[Read Here](#)
News Source: The Hindu Business Line
- **Central Armed Police Forces (CAPFs) for quick drone acquisition to enhance capabilities in modern warfare**
CAPFs called for expedited drone procurement on July 23, 2025, to strengthen tactical and intelligence capabilities in national security.
[Read Here](#)
News Source: The Hindu Business Line

For our latest reports and updates, kindly refer to [Ventura Securities Ltd](#)

Disclosures and Disclaimer

Ventura Securities Limited (VSL) is a SEBI registered intermediary offering broking, depository and portfolio management services to clients. VSL is member of BSE, NSE and MCX-SX. VSL is a depository participant of NSDL. VSL states that no disciplinary action whatsoever has been taken by SEBI against it in last five years except administrative warning issued in connection with technical and venial lapses observed while inspection of books of accounts and records. Ventura Commodities Limited, Ventura Guaranty Limited, Ventura Insurance Brokers Limited and Ventura Allied Services Private Limited are associates of VSL. Research Analyst (RA) involved in the preparation of this research report and VSL disclose that neither RA nor VSL nor its associates (i) have any financial interest in the company which is the subject matter of this research report (ii) holds ownership of one percent or more in the securities of subject company (iii) have any material conflict of interest at the time of publication of this research report (iv) have received any compensation from the subject company in the past twelve months (v) have managed or co-managed public offering of securities for the subject company in past twelve months (vi) have received any compensation for investment banking merchant banking or brokerage services from the subject company in the past twelve months (vii) have received any compensation for product or services from the subject company in the past twelve months (viii) have received any compensation or other benefits from the subject company or third party in connection with the research report. RA involved in the preparation of this research report discloses that he / she has not served as an officer, director or employee of the subject company. RA involved in the preparation of this research report and VSL discloses that they have not been engaged in the market making activity for the subject company. Our sales people, dealers, traders and other professionals may provide oral or written market commentary or trading strategies to our clients that reflect opinions that are contrary to the opinions expressed herein. We may have earlier issued or may issue in future reports on the companies covered herein with recommendations/ information inconsistent or different those made in this report. In reviewing this document, you should be aware that any or all of the foregoing, among other things, may give rise to or potential conflicts of interest. We may rely on information barriers, such as "Chinese Walls" to control the flow of information contained in one or more areas within us, or other areas, units, groups or affiliates of VSL. This report is for information purposes only and this document/material should not be construed as an offer to sell or the solicitation of an offer to buy, purchase or subscribe to any securities, and neither this document nor anything contained herein shall form the basis of or be relied upon in connection with any contract or commitment whatsoever. This document does not solicit any action based on the material contained herein. It is for the general information of the clients / prospective clients of VSL. VSL will not treat recipients as clients by virtue of their receiving this report. It does not constitute a personal recommendation or take into account the particular investment objectives, financial situations, or needs of clients / prospective clients. Similarly, this document does not have regard to the specific investment objectives, financial situation/circumstances and the particular needs of any specific person who may receive this document. The securities discussed in this report may not be suitable for all investors. The appropriateness of a particular investment or strategy will depend on an investor's individual circumstances and objectives. Persons who may receive this document should consider and independently evaluate whether it is suitable for his/ her/their particular circumstances and, if necessary, seek professional/financial advice. And such person shall be responsible for conducting his/her/their own investigation and analysis of the information contained or referred to in this document and of evaluating the merits and risks involved in the securities forming the subject matter of this document. The projections and forecasts described in this report were based upon a number of estimates and assumptions and are inherently subject to significant uncertainties and contingencies. Projections and forecasts are necessarily speculative in nature, and it can be expected that one or more of the estimates on which the projections and forecasts were based will not materialize or will vary significantly from actual results, and such variances will likely increase over time. All projections and forecasts described in this report have been prepared solely by the authors of this report independently of the Company. These projections and forecasts were not prepared with a view toward compliance with published guidelines or generally accepted accounting principles. No independent accountants have expressed an opinion or any other form of assurance on these projections or forecasts. You should not regard the inclusion of the projections and forecasts described herein as a representation or warranty by VSL, its associates, the authors of this report or any other person that these projections or forecasts or their underlying assumptions will be achieved. For these reasons, you should only consider the projections and forecasts described in this report after carefully evaluating all of the information in this report, including the assumptions underlying such projections and forecasts. The price and value of the investments referred to in this document/material and the income from them may go down as well as up, and investors may realize losses on any investments. Past performance is not a guide for future performance. Future returns are not guaranteed and a loss of original capital may occur. Actual results may differ materially from those set forth in projections. Forward-looking statements are not predictions and may be subject to change without notice. We do not provide tax advice to our clients, and all investors are strongly advised to consult regarding any potential investment. VSL, the RA involved in the preparation of this research report and its associates accept no liabilities for any loss or damage of any kind arising out of the use of this report. This report/document has been prepared by VSL, based upon information available to the public and sources, believed to be reliable. No representation or warranty, express or implied is made that it is accurate or complete. VSL has reviewed the report and, in so far as it includes current or historical information, it is believed to be reliable, although its accuracy and completeness cannot be guaranteed. The opinions expressed in this document/material are subject to change without notice and have no obligation to tell you when opinions or information in this report change. This report or recommendations or information contained herein do/does not constitute or purport to constitute investment advice in publicly accessible media and should not be reproduced, transmitted or published by the recipient. The report is for the use and consumption of the recipient only. This publication may not be distributed to the public used by the public media without the express written consent of VSL. This report or any portion hereof may not be printed, sold or distributed without the written consent of VSL. This document does not constitute an offer or invitation to subscribe for or purchase or deal in any securities and neither this document nor anything contained herein shall form the basis of any contract or commitment whatsoever. This document is strictly confidential and is being furnished to you solely for your information, may not be distributed to the press or other media and may not be reproduced or redistributed to any other person. The opinions and projections expressed herein are entirely those of the author and are given as part of the normal research activity of VSL and are given as of this date and are subject to change without notice. Any opinion estimate or projection herein constitutes a view as of the date of this report and there can be no assurance that future results or events will be consistent with any such opinions, estimate or projection. This document has not been prepared by or in conjunction with or on behalf of or at the instigation of, or by arrangement with the company or any of its directors or any other person. Information in this document must not be relied upon as having been authorized or approved by the company or its directors or any other person. Any opinions and projections contained herein are entirely those of the authors. None of the company or its directors or any other person accepts any liability whatsoever for any loss arising from any use of this document or its contents or otherwise arising in connection therewith. The information contained herein is not intended for publication or distribution or circulation in any manner whatsoever and any unauthorized reading, dissemination, distribution or copying of this communication is prohibited unless otherwise expressly authorized. Please ensure that you have read "Risk Disclosure Document for Capital Market and Derivatives Segments" as prescribed by Securities and Exchange Board of India before investing in Securities Market.

24th July 2025

36